

Wire colours

Bl Blue
Br Brown
Ge Yellow
Gr Grey
Gn Green
Or Orange

Key to items

1 Battery
2 Ignition switch
3 Engine fuse box
4 Alternator
5 Starter motor
6 Main fuse box
7 Radio
8 Diagnostic connector

9 Telephone connection
10 CD player
11 Aerial amplifier
12 LH front speaker
13 LH rear tweeter
14 RH front tweeter
15 RH rear speaker

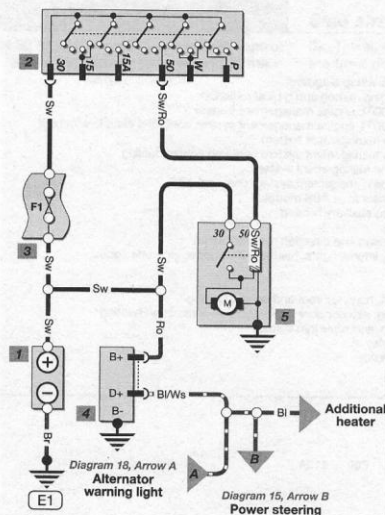
16 LH rear speaker
17 LH rear tweeter
18 RH rear tweeter
19 RH rear speaker
20 Airbag module
21 LH seatbelt pretensioner
22 RH seatbelt pretensioner

Astra 1998 to 2000 - Diagram 2

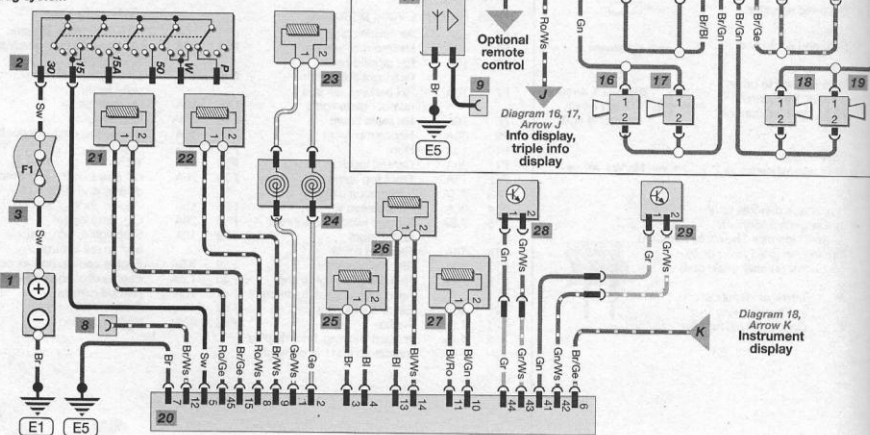
23 Driver's airbag
24 Airbag contact unit
25 Passenger's airbag
26 Passenger's side airbag
27 Driver's side airbag
28 Passenger's side airbag sensor
29 Driver's side airbag sensor

MTS
H32206

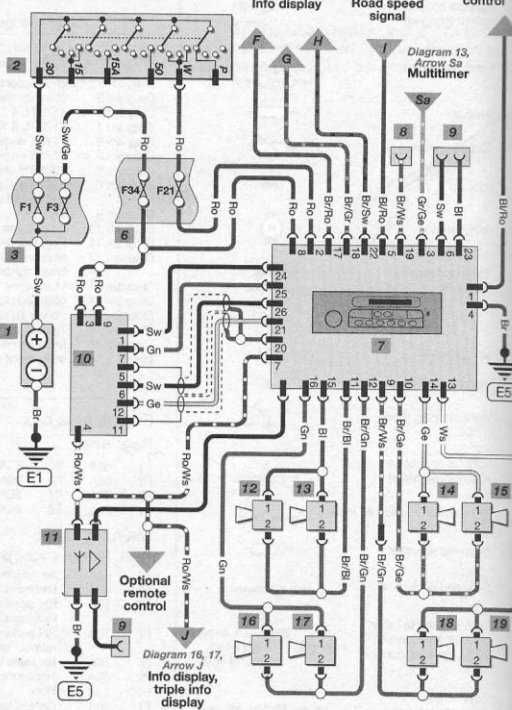
Starting and charging



Airbag system



Typical radio/CD



Wire colours

Bl Blue
Br Brown
Ge Yellow
Gr Grey
Gn Green
Or Orange

Key to items

1 Battery
2 Ignition switch
3 Engine fuse box
6 Main fuse box
8 Diagnostic connector
144 Auxiliary heater switch
145 Circulation flap motor

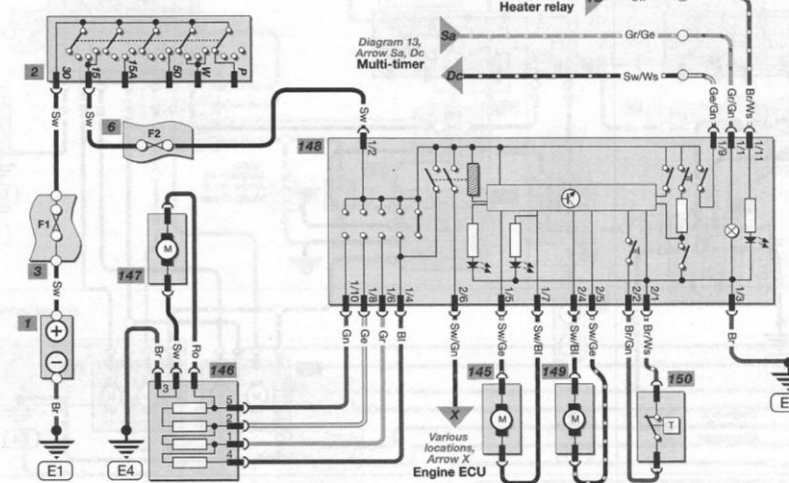
146 Heater blower motor resistor
147 Heater blower motor
148 Air conditioning module
149 Coolant actuator
150 Anti freeze protection switch
151 Triple info display
152 Outside temperature sensor

Astra 1998 to 2000 - Diagram 1

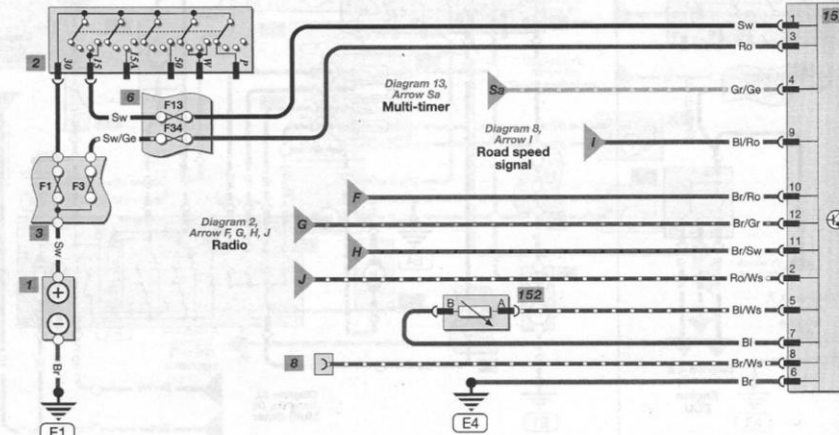
Note: prefix 1/ = X65 multi plug
prefix 2/ = X66 multi plug

MTS
H32206

Air conditioning



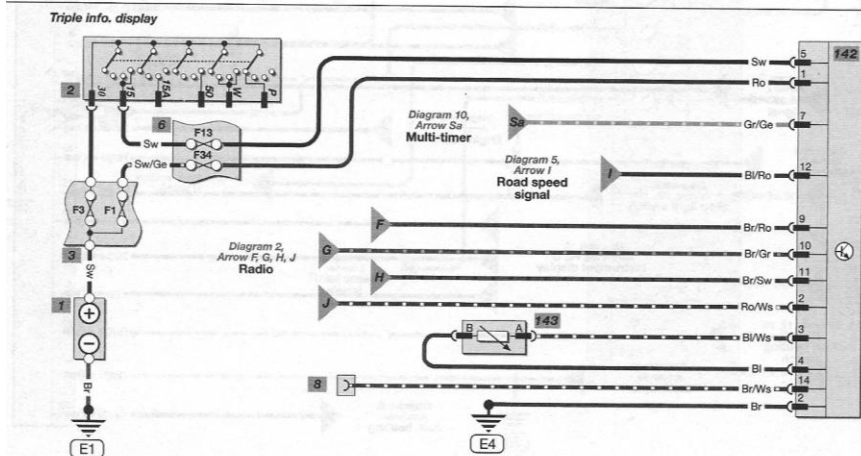
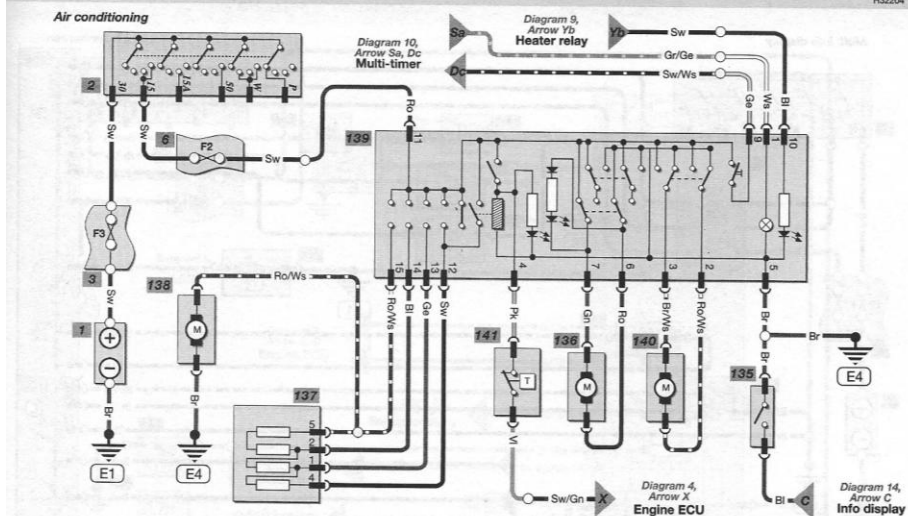
Triple info. display



Wire colours		Key to items	
Bl	Blue	Pu	Purple
Br	Brown	Pk	Pink
Ge	Yellow	Ro	Red
Gr	Grey	Sw	Black
Gn	Green	Vi	Violet
Or	Orange	Ws	White
		1	Battery
		2	Ignition switch
		3	Engine fuse box
		6	Main fuse box
		8	Diagnostic connector
		135	Auxiliary heater switch
		136	Circulation flap motor
		137	Heater blower motor resistor
		138	Heater blower motor
		139	Air conditioning module
		140	Coolant actuator
		141	Anti freeze protection switch
		142	Triple info display
		143	Outside temperature sensor

Zafira 1998 to 2000 - Diagram 13

MTS
H32204



Note that the wiring is the same for the Astra and Zafira and since the Corsa is a baby Astra, one can assume it's identical.

The only difference i've noticed is that the pins to the TID are different on zafira/astra – maybe a differently shaped module?

F13 – fuse for the information display (7.5A)


F34 – fuse for the radio/CD player (20A)

F1 and F3 are in the engine fuse box.

For interfacing the TID with an μP $\underline{F} > = SCL$ $\underline{G} > = MRQ$ $\underline{H} > = SCL$

Good luck!

Daniel Crane <http://www.dc43.co.uk>



C1: SDA DISPLAY
C2: SCL DISPLAY
C3: TEL. AUDIO IN
C4: MRQ DISPLAY
C5: NC

B1: RR+
B2: RR-
B3: FR+
B4: FR-

A1: GALA
A2: STEERING WHEEL CONTROL
A3: TEL. MUTE
A4: IGN KEY

C6: DIAGNOSE
C7: NC
C8: TEL. AUDIO GND
C9: NC
C10: NC

B5: FL+
B6: FL-
B7: RL+
B8: RL-

A5: SWITCHED + (AERIAL)
A6: EXT. ILL.
A7: PERM. +
A8: GND